

### ⚡ Specifications

#### Nominal Voltage(V)

12V

#### Nominal Capacity

20 hour rate	(1.3A	to	10.50V)	26Ah
10 hour rate	(2.47A	to	10.50V)	24.7Ah
5 hour rate	(4.42A	to	10.20V)	22.1Ah
1 C	(26A	to	9.60V)	14.73Ah
3 C	(78A	to	9.60V)	10.4Ah

#### Weight

Approx. 9.3kg(20.5Lbs.)

#### Internal Resistance (at 1KHz)

Approx. 9.5 mΩ

#### Maximum Discharge Current for

5 seconds: 390A

#### Charging Methods at 25°C(77°F)

Cycle use:	
Charging Voltage	14.4 to 15.0V
Coefficient	-5.0mV/°C/cell
Maximum Charging Current :	7.8A
Standby use:	
Float Charging Voltage	13.5 to 13.8V
Coefficient	-3.0mV/°C/cell

#### Operating Temperature Range

Charge	-15°C(5°F)	to	40°C(104°F)
Discharge	-15°C(5°F)	to	50°C(122°F)
Storage	-15°C(5°F)	to	40°C(104°F)

#### Charge Retention (shelf life) at 20°C(68°F)

1 month	97%
3 month	92%
6 month	85%

#### Case Material

ABS UL94 HB  
Option: Flammability resistance of (UL94 V-0)

#### Design Life

3-5 Years.

#### Terminal

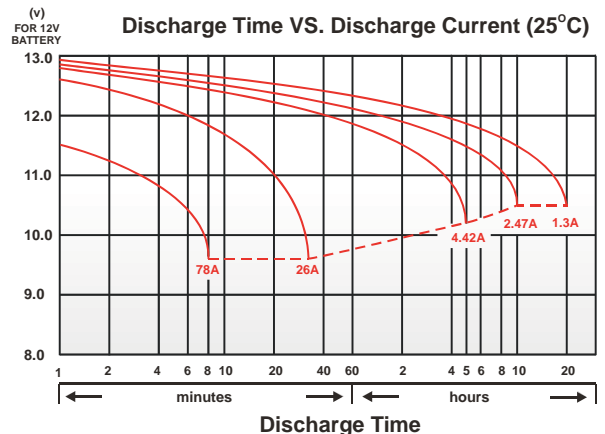
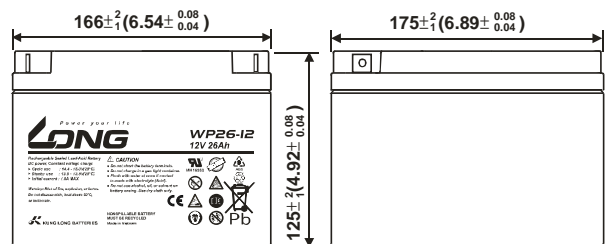
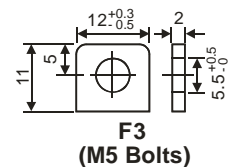

F3



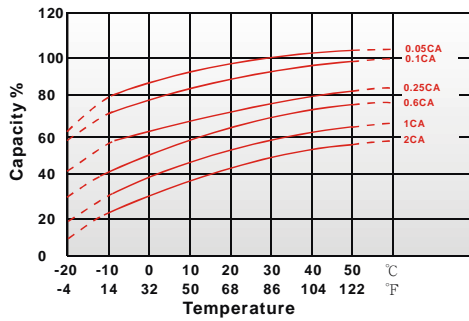
### ⚡ Dimensions

Length (L)	166± <sub>1</sub> <sup>2</sup> (6.54± <sub>0.04</sub> <sup>0.08</sup> )
Width (W)	175± <sub>1</sub> <sup>2</sup> (6.89± <sub>0.04</sub> <sup>0.08</sup> )
Height (H)	125± <sub>1</sub> <sup>2</sup> (4.92± <sub>0.04</sub> <sup>0.08</sup> )
Overall Height (HT)	125± <sub>1</sub> <sup>2</sup> (4.92± <sub>0.04</sub> <sup>0.08</sup> )

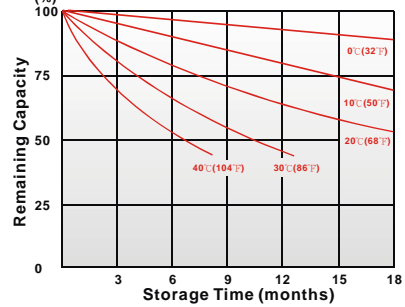
mm(inch)



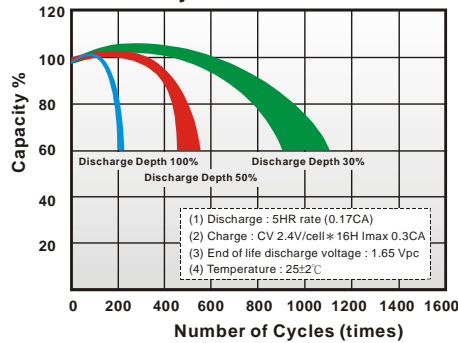
Effect of Temperature on Capacity 25°C(77°F)



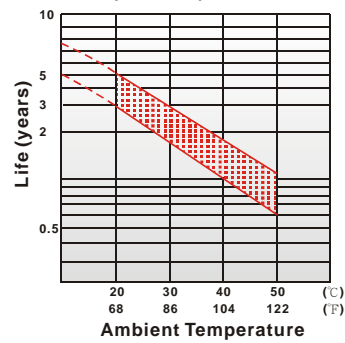
Capacity Retention Characteristic



Cycle Service Life



Trickle (or float) Service Life



### - PERFORMANCE DATA

#### Discharge Rates in Watts to Various End Voltages at 25°C(77°F)

End Voltage		1.85V	1.80V	1.75V	1.70V	1.67V	1.65V	1.60V
Time								
5	min	134	157	170	177	183	189	194
10	min	104	114	119	124	129	131	133
15	min	75.6	88.5	95.6	98.9	101	103	104
30	min	42.3	45.3	47.2	48.7	49.7	50.5	51.3
60	min	29.6	30.8	31.8	32.4	33.0	33.5	33.9
120	min	18.8	19.4	19.8	20.2	20.5	20.7	20.9
180	min	12.5	12.9	13.1	13.3	13.5	13.7	14.0
240	min	10.1	10.3	10.5	10.6	10.8	10.9	11.0
300	min	8.59	8.77	8.91	8.96	8.99	9.01	9.02
600	min	4.80	4.90	4.94	4.97	4.99	5.01	5.03
1200	min	2.57	2.62	2.65	2.68	2.71	2.74	2.76

#### - Discharge Rates in Amperes to Various End Voltages at 25°C(77°F)

End Voltage		1.85V	1.80V	1.75V	1.70V	1.67V	1.65V	1.60V
Time								
5	min	70.1	79.7	87.6	91.1	94.1	97.0	99.1
10	min	55.6	62.7	64.8	66.1	67.4	68.7	69.9
15	min	43.8	45.7	48.8	49.8	50.7	51.6	52.5
30	min	25.2	27.8	28.9	29.8	30.5	31.1	31.7
60	min	15.0	15.6	16.2	16.5	16.8	17.2	17.5
120	min	9.12	9.35	9.60	9.70	9.80	9.89	10.0
180	min	6.32	6.45	6.59	6.73	6.87	7.00	7.13
240	min	5.37	5.48	5.54	5.60	5.65	5.70	5.74
300	min	4.38	4.46	4.51	4.55	4.60	4.64	4.69
600	min	2.40	2.44	2.48	2.49	2.51	2.53	2.55
1200	min	1.27	1.29	1.32	1.33	1.34	1.35	1.36

All data on the spec. sheet is an average value:

The tolerance range : X<6min(+15%~-15%), 6min ≤ X < 10min(+12%~-12%), 10min ≤ X < 60min(+8%~-8%), X ≥ 60min(+5%~-5%)

250324-10