

## WP12-12SE 12Volt 12Ah

### Specifications

Nominal Voltage(V) **12V**

#### Nominal Capacity

20 hour rate	(0.6A	to	10.50V)	<b>12Ah</b>
10 hour rate	(1.14A	to	10.50V)	<b>11.4Ah</b>
5 hour rate	(2.04A	to	10.20V)	<b>10.2Ah</b>
1 C	(12A	to	9.60V)	<b>6.8Ah</b>
3 C	(36A	to	9.60V)	<b>4.8Ah</b>

Weight **Approx. 4.02kg(8.84Lbs.)**

Internal Resistance (at 1KHz) **Approx. 11 mΩ**

#### Maximum Discharge Current for

5 seconds: **180A**

#### Charging Methods at 25°C(77°F)

##### Cycle use:

Charging Voltage **14.4 to 15.0V**

Coefficient -5.0mV/°C/cell

Maximum Charging Current **3.6A**

##### Standby use:

Float Charging Voltage **13.5 to 13.8V**

Coefficient -3.0mV/°C/cell

#### Operating Temperature Range

Charge **-15°C (5°F) to 40°C (104°F)**

Discharge **-15°C (5°F) to 50°C (122°F)**

Storage **-15°C (5°F) to 40°C (104°F)**

#### Charge Retention (shelf life) at 20°C(68°F)

1 month **92%**

3 month **90%**

6 month **90%**

Case Material **ABS UL94 HB**

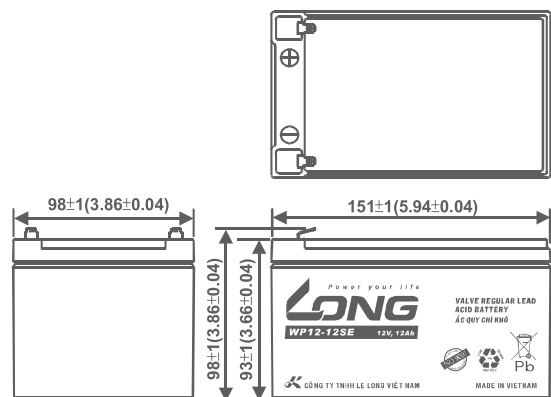
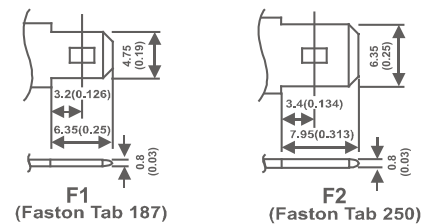
Option: Flammability resistance of (UL94 V-0)

Terminal **F1 or F2 (Faston Tab 187 or 250)**

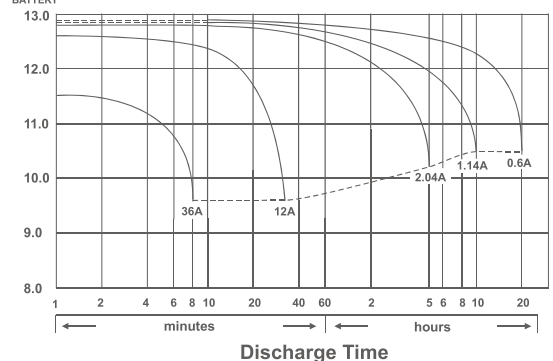


### Dimensions

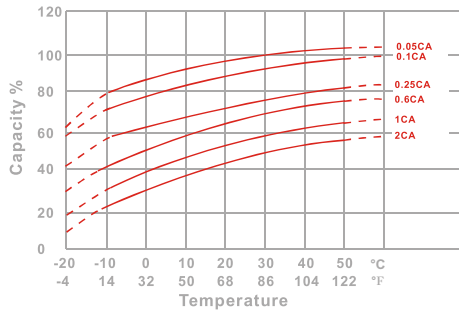
mm(inch)



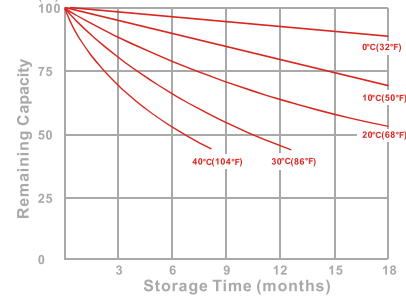
(v) FOR 12V BATTERY Discharge Time VS. Discharge Current (25°C)



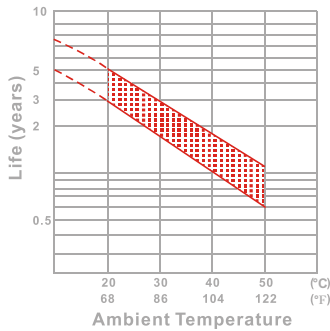
Effect of Temperature on Capacity 25°C(77°F)



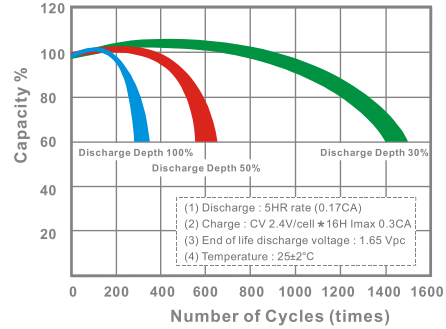
Capacity Retention Characteristic



Trickle (or float) Service Life



Cycle Service Life



## - PERFORMANCE DATA

### Discharge Rates in Watts to Various End Voltages at 25°C(77°F)

End Voltage		1.85V	1.80V	1.75V	1.70V	1.67V	1.65V	1.60V
<b>Time</b>								
5	min	77.2	84.2	89.3	94.8	97.3	99.7	105
10	min	56.5	60.3	63.0	65.3	66.2	67.5	68.8
15	min	42.2	45.3	47.2	48.5	49.2	49.8	51.0
30	min	26.7	28.0	29.0	30.0	30.3	30.7	31.2
60	min	14.9	15.9	16.6	17.2	17.3	17.5	17.7
120	min	7.80	8.60	9.02	9.22	9.28	9.38	9.52
180	min	5.40	6.15	6.53	6.68	6.97	7.10	7.20
240	min	4.43	4.97	5.22	5.37	5.43	5.52	5.62
300	min	4.12	4.35	4.51	4.65	4.72	4.77	4.83
600	min	2.43	2.55	2.62	2.66	2.68	2.70	2.72
1200	min	1.29	1.31	1.35	1.37	1.39	1.40	1.43

### - Discharge Rates in Amperes to Various End Voltages at 25°C(77°F)

End Voltage		1.85V	1.80V	1.75V	1.70V	1.67V	1.65V	1.60V
<b>Time</b>								
5	min	37.8	41.8	44.6	47.5	48.8	50.1	52.7
10	min	28.1	30.3	31.5	32.7	33.2	33.8	34.6
15	min	21.3	22.6	23.7	24.6	25.0	25.4	26.1
30	min	12.6	13.5	14.1	14.6	14.8	15.0	15.3
60	min	8.55	8.74	8.86	8.97	9.02	9.08	9.16
120	min	4.71	4.84	4.95	5.04	5.08	5.13	5.18
180	min	3.14	3.33	3.40	3.46	3.49	3.52	3.56
240	min	2.15	2.26	2.35	2.42	2.45	2.49	2.74
300	min	1.98	2.06	2.12	2.18	2.20	2.23	2.27
600	min	1.19	1.22	1.24	1.26	1.27	1.28	1.29
1200	min	0.619	0.626	0.645	0.654	0.661	0.669	0.683

All data on the spec. sheet is an average value:

The tolerance range :  $X < 6\text{min}$ (+15%~-15%),  $6\text{min} \leq X < 10\text{min}$ (+12%~-12%),  $10\text{min} \leq X < 60\text{min}$ (+8%~-8%),  $X \geq 60\text{min}$ (+5%~-5%)

170918-1D-V



CÔNG TY TNHH LE LONG VIỆT NAM

40 Bà Chánh Thâu, KP2, Thôn Trại Bìn Léc Huyện Bìn Léc, Tỉnh Long An  
Cẩm Công Nghiệp Đéc Mù, Xã Đéc Hòa Đông, Huyện Đéc Hòa, Tỉnh Long An

TEL:+84-272-3872213  
TEL:+84-272-3779666

FAX:+84-272-3872350  
FAX:+84-272-3779476