

MSK265 2Volt 265Ah

Specifications

Nominal Voltage(V) **2V**

Nominal Capacity

10 hour rate	(26.5A to 1.80V)	265Ah
5 hour rate	(45.05A to 1.70V)	225.3Ah
1 hour rate	(159A to 1.60V)	159Ah
1C	(265A to 1.60V)	132.5Ah

Weight **Approx. 18kg(39.6Lbs.)**

Internal Resistance (at 1 KHz) **Approx. 0.7 mΩ**

Maximum Discharge Current for 5 seconds: **1590A**

Charging Methods at 25 (77)

Cycle use:

Charging Voltage	2.33 to 2.36V
Coefficient	-5.0mV/ /cell
Maximum Charging Current :	79.5A

Standby use:

Float Charging Voltage	2.21 to 2.25V
Coefficient	-3.0mV/ /cell

Design Life **12 years**

Operating Temperature Range

Charge	-15 (5) to 40 (104)
Discharge	-15 (5) to 50 (122)
Storage	-15 (5) to 40 (104)

Charge Retention (shelf life) at 20 (68)

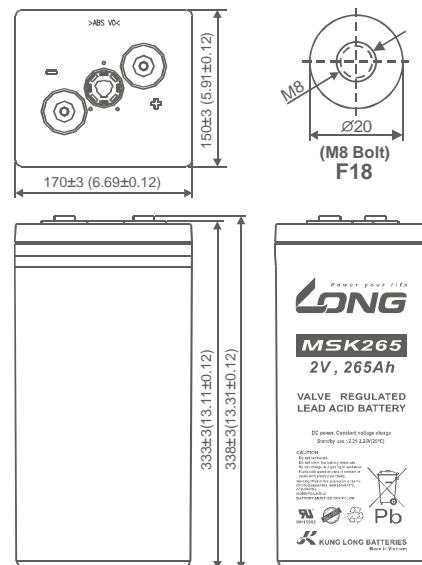
1 month	98%
3 month	94%
6 month	85%

Case Material **ABS UL94 HB**
Option: Flammability resistance of (UL94 V-0)

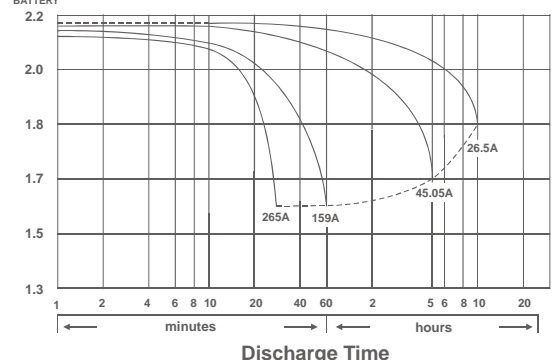
Description of torque value of hard ware for the terminals:
Recommended torque value **M8: 12 N-m (122kgf-cm)**
Maximum allowable torque value **M8: 15 N-m (153kgf-cm)**



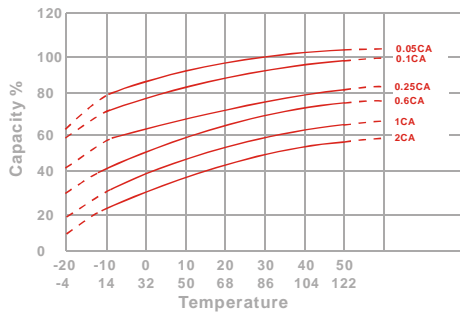
Dimensions mm(inch)



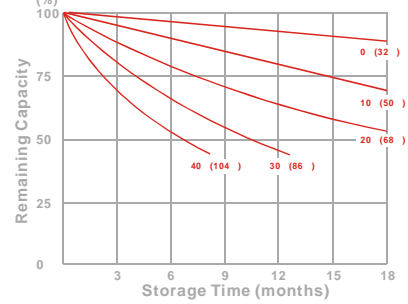
(v) FOR 2V BATTERY **Discharge Time VS. Discharge Current (25)**



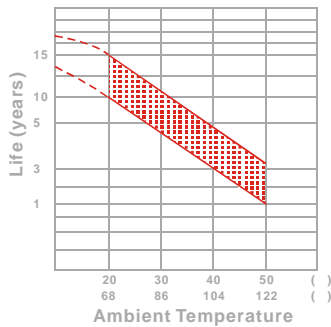
Effect of Temperature on Capacity 25 (77)



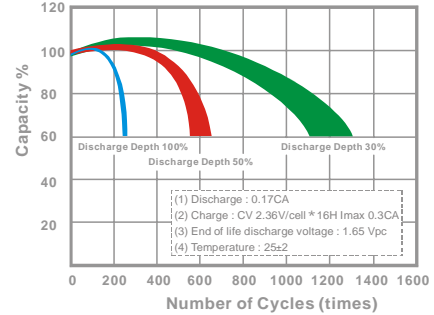
Capacity Retention Characteristic



Trickle (or float) Service Life



Cycle Service Life



- PERFORMANCE DATA

Discharge Rates in Watts to Various End Voltages at 25 (77)

End Voltage		1.85V	1.80V	1.75V	1.70V	1.65V	1.60V
Time							
20	min	392	451	498	532	558	577
30	min	405	434	455	471	486	498
60	min	239	261	278	293	305	313
120	min	149	160	169	177	184	189
180	min	121	127	132	137	141	144
240	min	98.3	104	109	113	116	118
300	min	87.4	91.2	94.3	96.9	99.2	101
360	min	77.5	80.7	83.3	85.2	86.8	88.1
480	min	61.3	64.1	66.4	68.2	69.4	70.2
600	min	51.1	53.5	55.3	56.8	58.0	58.6
1200	min	29.8	31.3	32.2	33.0	33.7	31.1

- Discharge Rates in Amperes to Various End Voltages at 25 (77)

End Voltage		1.85V	1.80V	1.75V	1.70V	1.65V	1.60V
Time							
20	min	203	242	278	306	325	337
30	min	189	221	245	264	279	286
60	min	124	138	148	156	162	167
120	min	81.8	86.7	91.0	94.9	98.3	101
180	min	58.7	62.9	66.5	69.5	71.9	74.0
240	min	47.8	50.7	52.9	55.1	57.0	58.6
300	min	40.9	43.2	45.3	47.2	48.6	49.7
360	min	37.2	38.8	40.1	41.3	42.3	43.2
480	min	30.1	31.1	32.0	32.9	33.7	34.4
600	min	25.4	26.5	27.3	28.0	28.6	29.1
1200	min	13.3	13.8	14.2	14.6	14.9	15.2

All data on the spec. sheet is an average value:

The tolerance range : X<6min(+15%~-15%), 6min X<10min(+12%~-12%), 10min X < 60min(+8%~-8%), X 60min(+5%~-5%)

151217-1A